

WELCOME
to year 4!

Your staff members will be Mrs Moss and Mrs Reeves



Lots of things will be the same as Year 3...



Remember
this trip?

- Your class will have the same people in it.
- We'll still be in the same area of school.
- Our lockers and loos will be in the same breakout area.
- We'll still sit at desks together.
- You'll still have homework!



A few things will be different...



You'll have grown!

You might feel more independent or ready to ask more questions.




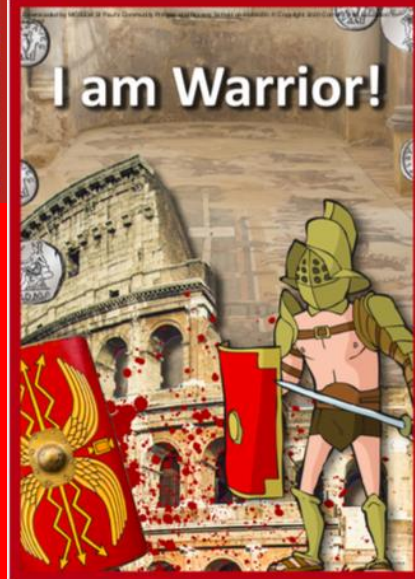
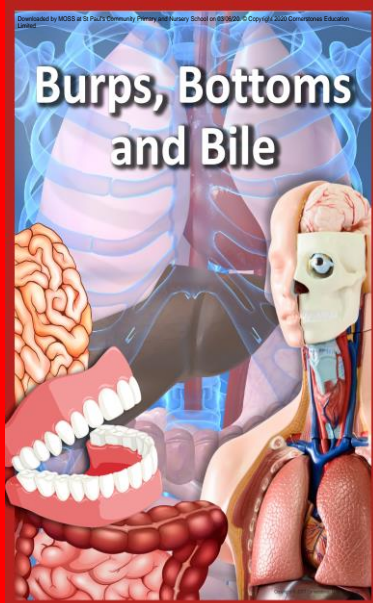
You'll be able to do more without help.

Everything you loved in Year 3 will still be here....



...but Year 4 will bring new adventures and exciting ideas!

In Year 4 we'll be learning about



In Year 4, we will be ensuring we all know our times tables and can read and write longer, more interesting sentences.








Times Tables: 2 to 12

Age group: from 5 years

2 Times 2X	3 Times 3X	4 Times 4X	5 Times 5X	6 Times 6X	7 Times 7X	8 Times 8X	9 Times 9X	10 Times 10X	11 Times 11X	12 Times 12X	Extra Tables
1x2= 2 2x2= 4 3x2= 6 4x2= 8 5x2= 10 6x2= 12 7x2= 14 8x2= 16 9x2= 18 10x2= 20 11x2= 22 12x2= 24	1x3= 3 2x3= 6 3x3= 9 4x3= 12 5x3= 15 6x3= 18 7x3= 21 8x3= 24 9x3= 27 10x3= 30 11x3= 33 12x3= 36	1x4= 4 2x4= 8 3x4= 12 4x4= 16 5x4= 20 6x4= 24 7x4= 28 8x4= 32 9x4= 36 10x4= 40 11x4= 44 12x4= 48	1x5= 5 2x5= 10 3x5= 15 4x5= 20 5x5= 25 6x5= 30 7x5= 35 8x5= 40 9x5= 45 10x5= 50 11x5= 55 12x5= 60	1x6= 6 2x6= 12 3x6= 18 4x6= 24 5x6= 30 6x6= 36 7x6= 42 8x6= 48 9x6= 54 10x6= 60 11x6= 66 12x6= 72	1x7= 7 2x7= 14 3x7= 21 4x7= 28 5x7= 35 6x7= 42 7x7= 49 8x7= 56 9x7= 63 10x7= 70 11x7= 77 12x7= 84	1x8= 8 2x8= 16 3x8= 24 4x8= 32 5x8= 40 6x8= 48 7x8= 56 8x8= 64 9x8= 72 10x8= 80 11x8= 88 12x8= 96	1x9= 9 2x9= 18 3x9= 27 4x9= 36 5x9= 45 6x9= 54 7x9= 63 8x9= 72 9x9= 81 10x9= 90 11x9= 99 12x9= 108	1x10= 10 2x10= 20 3x10= 30 4x10= 40 5x10= 50 6x10= 60 7x10= 70 8x10= 80 9x10= 90 10x10= 100 11x10= 110 12x10= 120	1x11= 11 2x11= 22 3x11= 33 4x11= 44 5x11= 55 6x11= 66 7x11= 77 8x11= 88 9x11= 99 10x11= 110 11x11= 121 12x11= 132	1x12= 12 2x12= 24 3x12= 36 4x12= 48 5x12= 60 6x12= 72 7x12= 84 8x12= 96 9x12= 108 10x12= 120 11x12= 132 12x12= 144	1x13= 13 2x13= 26 3x13= 39 4x13= 52 5x13= 65 6x13= 78 7x13= 91 8x13= 104 9x13= 117 10x13= 130 11x13= 143 12x13= 156

BE GRATEFUL FOR
YOUR MISTAKES.
YOU WOULDN'T
LEARN HOW TO DO
SOMETHING RIGHT
IF YOU NEVER DID
ANYTHING WRONG.

Our school day will look like this- we'll do PE twice a week

8.40- 9.00am	9.00- 10.45am	10.45- 11am	11.00- 12pm	12-1pm	1.00pm- 1.30pm	1.30- 3.30pm
						
Early Morning Work	Reading and Literacy	Break	Maths	Lunch	Share a story	Topic

Home learning:

Please read for 15 minutes **every day** and complete an online myON task.


	1	2	3	4	5	6
Every week:	You'll have 10 spellings and a set of times tables to learn by heart					
And 20 mins of...	Maths	English	Maths	English	Maths	English

Uniform- will be the same as Year 3.

The wearing of school uniform is strongly encouraged and contributes to a feeling of identity and collective pride in our school community.

Our St Paul's uniform is as follows:

- Blue cardigan or sweatshirt with school logo
- Black/grey skirt, pinafore dress, trousers or knee length black/grey shorts
- Collared shirt or polo shirt in white
- Yellow or blue gingham striped dress during the summer
- Hair accessories should be in blue or yellow and be modest in size
- Please ensure that your child wears a sensible black school shoe. Trainers are not permitted as part of the school uniform. Socks should be white or black.



P.E. Kit- remember to bring this!

- Black shorts for indoors and a T shirt in the child's house colour
- Plimsolls for indoors / trainers for outdoors
- Winter tracksuit including warm top / fleece
- All items of clothing should be named and kept in a named PE bag in the cloakroom.

Children change for PE in their classrooms, under qualified supervision. For safety reasons, watches must be removed and earrings removed or taped before all lessons.



Finally,

I Can't Wait To
See You!



SCHULZ

© PNTS

If you have any questions send a message through our padlet

<https://padlet.com/katemoss/qmrvsrf5emyvuzfc>

Or

By email

enquiries@spaldingstpauls-cit.co.uk